

# GOALS REPORT

We're proud to release the results of our annual GOALS Survey. Even though 2019 was not too long ago, it feels like the old days! So much has happened over the first six months of 2020 with the COVID-19 pandemic and the resulting economic crisis. Both crises have, not surprisingly, negatively impacted communities of color and low-income communities disproportionately. Also, we have seen our country re-awake to the issue of racial injustice, spurred by worldwide protests against police violence and all the myriad injustices against Black, indigenous, and other people of color that have made our nation less than it can be, than it should be.

While the story of 2020 has yet to be fully written, we can now tell the story of what our members accomplished in 2019, which demonstrates the prescience of our movement. CDCs place racial equity and justice at the forefront of their work. MACDC's Strategic Plan – adopted in 2018 – named racial equity and health equity as two of our core priorities, along with advancing economic opportunity.

All these priorities are reflected in the work highlighted in this report. The Community Economic Development Center in New Bedford provided small business technical assistance to 57 entrepreneurs, focused in the Acushnet Avenue Commercial Corridor, the historic Gateway community to new immigrants. Lena Park CDC, in partnership with CodeSquad, trained 10 adults from Boston's urban core to launch new careers as full-stack web developers. Madison Park


Development Corporation partnered with the MA Census Equity Fund to ensure all residents are counted. Franklin County CDC, as Co-Administrator of the Massachusetts Food Trust, funded 7 healthy food projects across the Commonwealth.

As always, CDCs are also creating and preserving affordable housing: for seniors on the South Shore, families in Western MA, year-round residents on the Cape, and residents at risk of displacement in triple-deckers in East Boston. CDCs are fighting for climate and environmental justice from South Boston, where sea level rise presents an imminent risk, to Lawrence, where Groundwork Lawrence's Green Team prepared 40 young people for a lifetime of environmental and healthy community leadership.

This report highlights these activities and tallies the collective impacts of CDCs in 2019. Tables on our website show the complete GOALS Survey results.

While these CDC activities are diverse, their underlying principles are similar: economic empowerment, housing stability, health equity, civic engagement, and racial equity. This work has built community resilience and infrastructure that is being called upon as we face new and unprecedented challenges. And while our 2020 results won't be available until next year, we are already seeing evidence that CDCs are taking their work to yet higher levels in 2020. The work of community development continues.

Thank you to MHP for supporting MACDC's GOALS Program.



- HOMES
- JOBS
- ENTREPRENEURS
- FAMILIES
- LEADERS
- INVESTMENT

**Franklin County CDC** co-administered the MA Food Trust, which provided \$760,000 in funding to seven healthy food projects across six Massachusetts counties in 2019.

Through its *Green Team Youth Program*, **Groundwork Lawrence** offered part-time, paid positions to 40 Lawrence high school aged students, to promote the protection of ecological systems and develop the next generation of environmental leaders.

**NOAH** is using the City of Boston's Acquisition Opportunity Program (AOP) in collaboration with multiple lenders, to protect East Boston's rental housing stock and prevent displacement of low/moderate income families due to changing market forces. The 2 triple-deckers purchased in Boston's hot real estate market in 2019 brings the total so far to 17 buildings and 50 units.

**Madison Park Development Corporation** partnered with the MA Census Equity Fund to ensure that historically undercounted populations are counted in the 2020 Census.

**South Boston NDC** launched Climate Action Partners (CAP), a partnership of community members, nonprofits and businesses who will work together to build a more climate smart and resilient South Boston.

**Lena Park CDC**, in partnership with **CodeSquad**, trained 10 adults from Boston's urban core to launch new careers as full-stack web developers.

**Community Development Partnership** launched its "We Can't Afford to Lose the People Who Can't Afford to Live Here" campaign to raise awareness about the need for more year-round affordable housing on Cape Cod.

**Housing Nantucket** created 6 new permanently affordable homes on the island in 2019 through its Housing Needs Covenant Program, bringing the total number of permanently affordable homes in the program to 91.

**Valley CDC** celebrated the completion of the Lumber Yard, 55 units of affordable family rental housing and commercial space on the site of the former Northampton Lumber Yard.

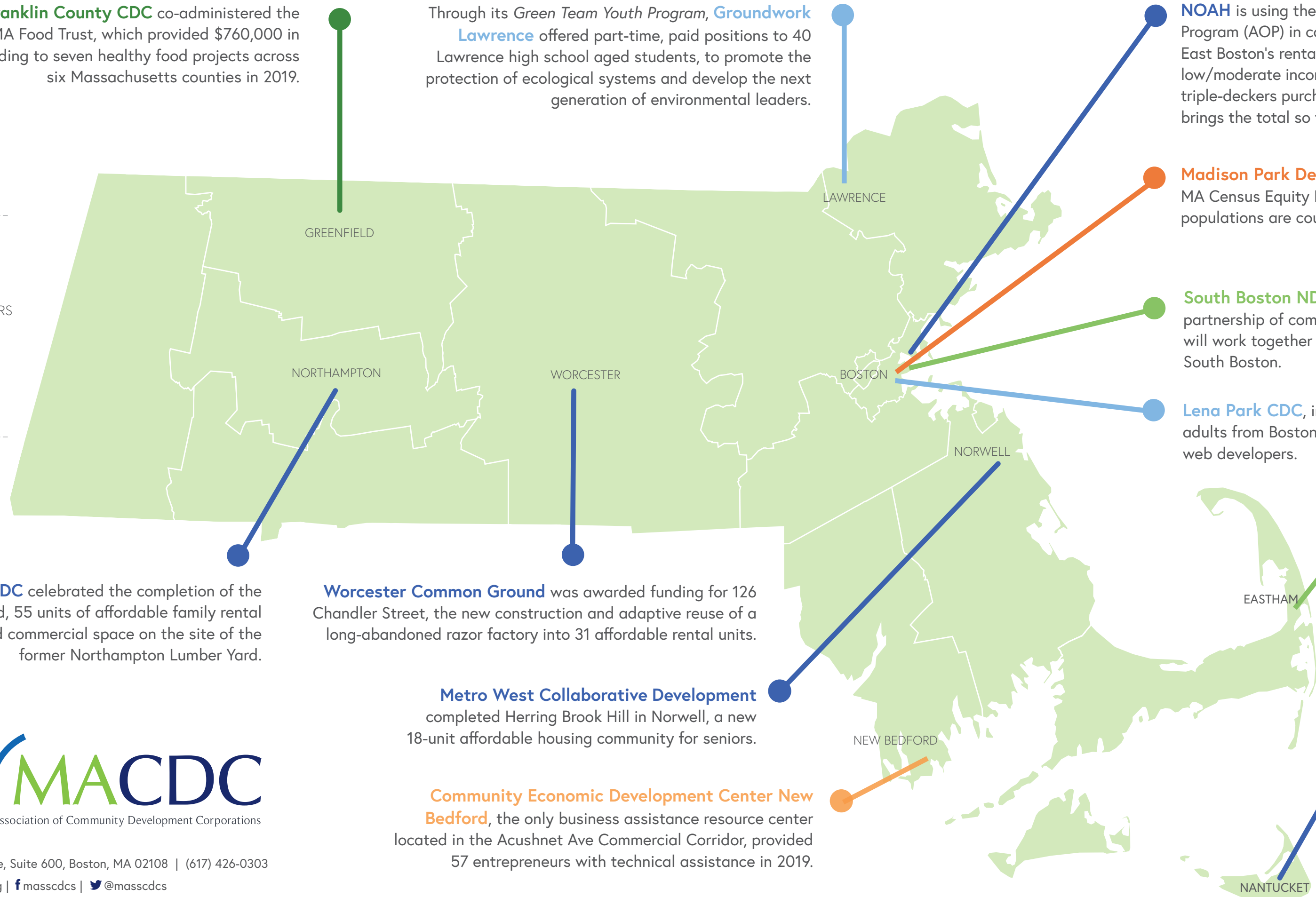
**Worcester Common Ground** was awarded funding for 126 Chandler Street, the new construction and adaptive reuse of a long-abandoned razor factory into 31 affordable rental units.

**Metro West Collaborative Development** completed Herring Brook Hill in Norwell, a new 18-unit affordable housing community for seniors.

**Community Economic Development Center New Bedford**, the only business assistance resource center located in the Acushnet Ave Commercial Corridor, provided 57 entrepreneurs with technical assistance in 2019.



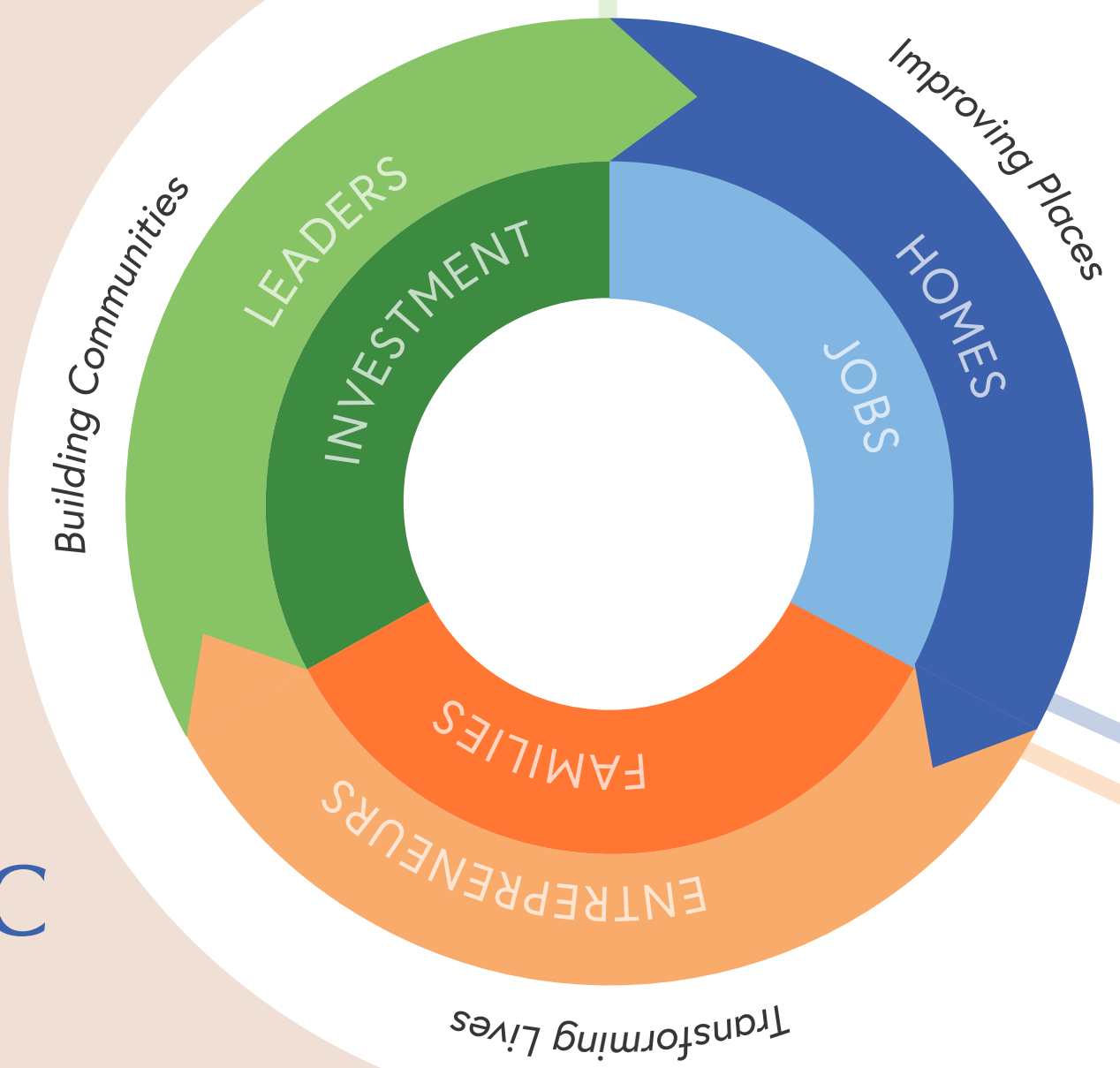
15 Court Square, Suite 600, Boston, MA 02108 | (617) 426-0303  
 www.macdc.org | f masscdcs | @masscdcs



# GOALS REPORT

Growing Opportunities, Assets, and Leaders

2020



## HOMES 1,543 Homes Built or Preserved

Constructed, rehabilitated, or preserved

**911 HOMES**

Provided home improvement loans or lead abatement services for

**328 HOMES**

Provided development consulting or construction management services, or acted as a Court-Ordered Receiver for

**304 HOMES**

## JOBS 4,162 Job Opportunities Created or Preserved



Provided technical and financial assistance to businesses that created or preserved

**1,078 JOBS**

Helped

**1,491 PEOPLE**

obtain jobs by strengthening their skills and connection to employers

Provided

**1,523 JOBS**

to local workers in real estate construction projects, and commercial tenants in these projects provided another **70 jobs**

More data breakdown on homes and jobs available here: <https://macdc.org/goals-report>



## ENTREPRENEURS 1,256 Entrepreneurs Received Technical Assistance

Helped local entrepreneurs obtain more than

**\$8.7 MILLION**  
in financing

Provided training, technical assistance, or lending to

**2,202 ENTREPRENEURS**

## FAMILIES 70,016 Families Supported with Housing, Jobs, or Other Services



**37,624 FAMILIES**

Assisted with housing or housing-related services


Provided economic opportunities to

**21,945 FAMILIES**

Provided services to

**10,447**  
elders and youth

More data breakdown on entrepreneurs and families available here: <https://macdc.org/goals-report>



## LEADERS 1,724 Community Leaders Engaged

**807**

Board Members

**917**

Non-Board and Community Leaders

**10,001**

Other volunteers

## INVESTMENT \$918.1 M Invested in Local Communities



Invested

**\$551 MILLION**

in real estate and community assets

Provided services and programs to local communities with a total value of

**\$353.8 MILLION**

Invested

**\$13.3 MILLION**

to provide economic opportunities to families

More data breakdown on leaders and investment available here: <https://macdc.org/goals-report>