

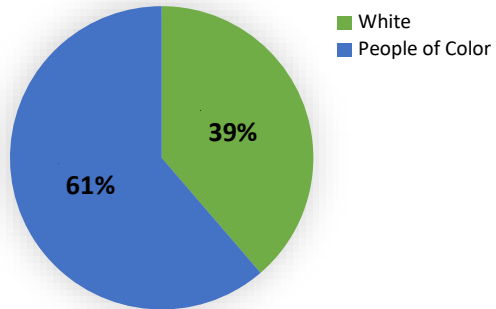
# Boston Pilot Program Data

MACDC Annual Meeting

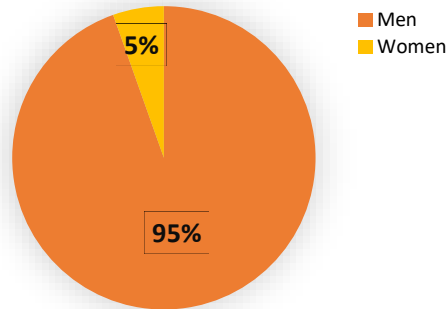
December 2, 2016

## Pilot Program Projects vs. Projects in Boston at Large

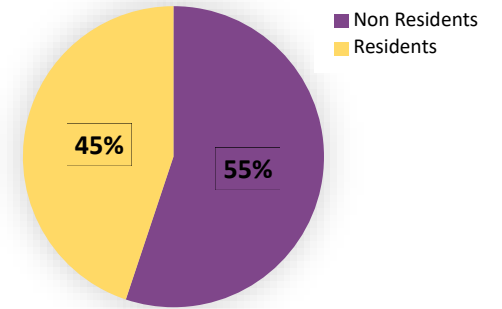
Worker Hours by Race<sup>1</sup>  
Boston Goal: 25% POC



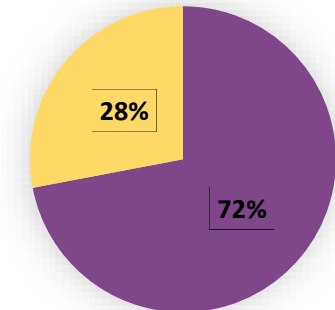
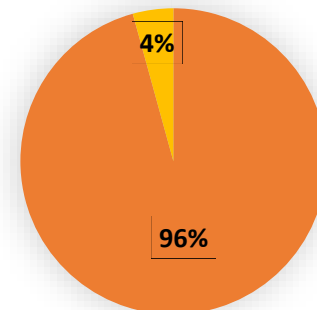
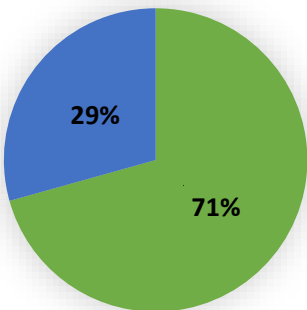
Worker Hours by Gender<sup>1</sup>  
Boston Goal: 10% Women



Worker Hours by Residency<sup>1</sup>  
Boston Goal: 50% Boston Residents



BOSTON PILOT PROJECTS



BOSTON AT LARGE

<sup>1</sup> Based on data collected on BPP Projects and Projects in Boston at large,

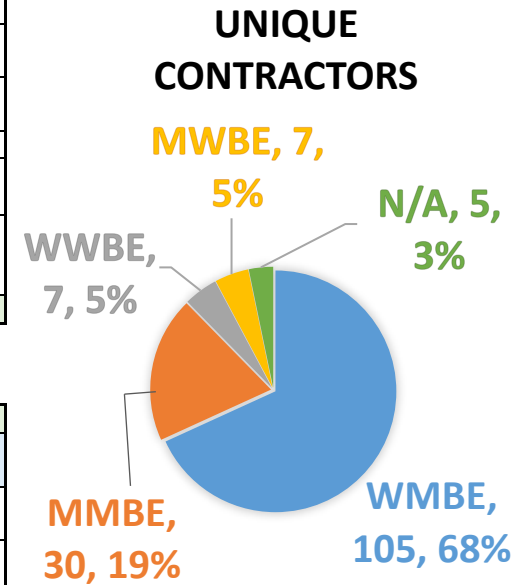
from the Boston Residents Jobs Policy Compliance Reports, February 2016:

<https://data.cityofboston.gov/City-Services/Boston-Jobs-Policy-Compliance-Reports-Boston-Resid/89yv-cahq/data>

Hard Costs - Quarter Two								
CDC Name	Project Name	Project Status	Total Contracted Amount	Contracted to MMBE/MWBE	Contracted to WWBE	MMBE/MWBE%	WWBE%	
Codman Square NDC	Whittier Lyndhurst	In Construction	\$ 11,952,959	\$ 3,139,867	\$ -	26%	0%	
Dorchester Bay EDC	Pearl Meats	Complete	\$ 6,663,536	\$ 2,082,507	\$ 880,952	31%	13%	
Dorchester Bay EDC	Quincy Heights	Complete	\$ 35,349,621	\$ 15,263,957	\$ 1,947,731	43%	6%	
Jamaica Plain NDC	Walnut Avenue Apartments	In Construction	\$ 7,763,602	\$ 5,412,548	\$ 578,579	70%	7%	
Jamaica Plain NDC	75 Amory Avenue	In Construction	\$ 9,870,976	\$ 4,171,173	\$ 658,647	42%	7%	
Madison Park DC	Dudley Greenville	Complete	\$ 12,793,398	\$ 4,241,900	\$ 375,500	33%	3%	
Nuestra Comunidad	Quincy Commons	Complete	\$ 9,833,833	\$ 3,650,919	\$ -	37%	0%	
Nuestra Comunidad	109 Mt. Pleasant	Complete	\$ 1,879,008	\$ 1,454,418	\$ -	77%	0%	
Urban Edge	Jackson Commons	Complete	\$ 11,937,756	\$ 4,526,692	\$ 729,316	38%	6%	
Urban Edge	Cleaves Dimock-Bragdon	In Construction	\$ 10,068,325	\$ 3,625,029	\$ 129,810	36%	1%	
Urban Edge	Walnut Washington	Complete	\$ 6,449,036	\$ 2,521,724	\$ 72,010	39%	1%	
<b>Total Hard Costs</b>			<b>\$ 124,562,050</b>	<b>\$ 50,090,734</b>	<b>\$ 5,372,545</b>	<b>40%</b>	<b>4.3%</b>	

Soft Costs - Quarter Two								
CDC Name	Project Name	Project Status	Total Contracted Amount	Contracted to MMBE/MWBE	Contracted to WWBE	MMBE/MWBE%	WWBE%	
Codman Square NDC	Talbot Commons 1	Predevelopment	\$ 1,144,279	\$ 40,000	\$ -	3%	0%	
Codman Square NDC	Whittier Lyndhurst	In Construction	\$ 4,326,095	\$ 162,360	\$ 544,781	4%	13%	
Dorchester Bay EDC	Pearl Meats	Complete	\$ 1,616,734	\$ 28,875	\$ 392,498	2%	24%	
Dorchester Bay EDC	Quincy Heights	Complete	\$ 6,153,489	\$ 650,000	\$ 292,000	11%	5%	
Jamaica Plain NDC	Walnut Avenue Apartments	In Construction	\$ 1,396,306	\$ 172,450	\$ 77,441	12%	6%	
Jamaica Plain NDC	75 Amory Avenue	In Construction	\$ 1,576,376	\$ 159,000	\$ 76,784	10%	5%	
Madison Park DC	Dudley Greenville	Complete	\$ 2,530,514	\$ 537,014	\$ 62,663	21%	2%	
Nuestra Comunidad	Quincy Commons	Complete	\$ 909,130	\$ 296,954	\$ -	33%	0%	
Nuestra Comunidad	109 Mt. Pleasant	Complete	\$ 454,261	\$ -	\$ 30,653	0%	7%	
Urban Edge	Jackson Commons	Complete	\$ 2,721,018	\$ 207,732	\$ 138,407	8%	5%	
Urban Edge	Cleaves Dimock-Bragdon	In Construction	\$ 1,338,665	\$ 180,407	\$ 95,311	13%	7%	
Urban Edge	Walnut Washington	Complete	\$ 800,210	\$ 119,840	\$ 67,434	15%	8%	
<b>Total Soft Costs</b>			<b>\$ 24,967,078</b>	<b>\$ 2,554,632</b>	<b>\$ 1,777,972</b>	<b>10%</b>	<b>7%</b>	

Total Hard Costs	\$ 124,562,050	\$ 50,090,734	\$ 5,372,545	40%	4.3%
Total Soft Costs	\$ 24,967,078	\$ 2,554,632	\$ 1,777,972	10%	7%
<b>Total Costs</b>	<b>\$ 149,529,128</b>	<b>\$ 52,645,366</b>	<b>\$ 7,150,517</b>	<b>35%</b>	<b>4.8%</b>



Based on data collected from CDCs, February 2016.

MMBE: Owned by a Person of Color, Man  
 WMBE: Owned by a White Person, Man  
 MWBE: Owned by a Person of Color, Woman  
 WWBE: Owned by a White Person, Woman  
 N/A indicates information about the owner was not available.